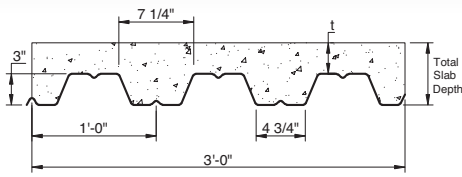


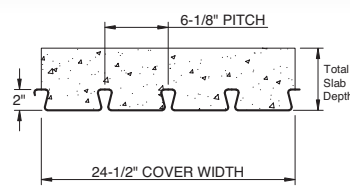
THE COMPOSITE STEEL DECK FLOOR SYSTEM

Composite Steel Deck Floor System consists of a high strength structural steel deck and a structural concrete slab with welded wire fabric and additional reinforcing when specified. This floor system provides economy and efficiency, taking advantage of the composite design of the steel deck and concrete.

The steel deck is typically 2" or 3" deep with a profile being either corrugated or dovetailed. The total system depth with concrete typically ranges from 4" to 8". Floor system spans between load bearing supports are 12' to 18' and can be even greater depending on the floor system's overall thickness.



3" DEEP VULCRAFT VLI DECK



2" DEEP DOVETAIL SHAPED DECK

Composite Steel Deck Floor System works very well with Cold-Formed Steel (CFS) load bearing walls and is compatible with other structural support systems such as bar joists, masonry or structural steel framing.

PRODUCT DESCRIPTION

- Floor system utilizes multiple spans of Cold-Formed Steel deck that clear spans between load bearing supports. Deck thickness ranges from 16 to 22 gauge. Deck profile is either corrugated or dovetailed with a height of either 2" or 3".
- Concrete shall have a minimum compressive 28-day strength of 3,000 to 4,000 psi, using either normal weight or lightweight concrete. The concrete slab is reinforced with welded wire fabric and any reinforcing bar specified by the design professional.
- Floor system assembly is a combination of galvanized steel deck and reinforced concrete acting together to form a composite slab. The steel deck acts as a permanent form and is the positive bending reinforcement for the structural concrete. The top of the concrete slab, being all concrete, fully utilizes this area for compression. After the concrete hardens, the steel deck and concrete are integrated together by the shape of the steel deck providing a composite slab between load bearing supports. Total deck thickness typically ranges from 4" to 8".
- With this floor system construction shoring may be required. Construction shoring is a function of the deck profile, deck thickness and deck span.
- Vulcraft 3 VLI deck does not require shoring except in some isolated areas.

PRODUCT ADVANTAGES

- Economical floor framing solution for both commercial and residential mid-rise buildings
- Floor system installation time is less than other floor systems, reducing construction schedules
- Floor system depth allows for reduction in building height in mid-rise structures
- Non-combustible construction
- Strength and durability of a concrete floor system
- Integrates well with other structural building materials
- Multiple UL Fire Rated assemblies available
- Coordinates easily with MEP requirements

For fire and sound ratings please visit:
WWW.FASTASBNN.COM



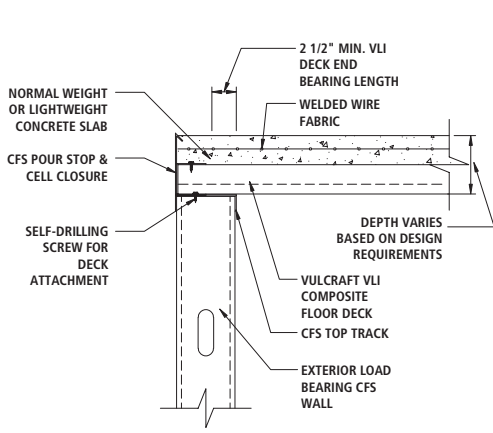
Environmental Data

Composite Steel Deck uses recycled steel products from Nucor, America's largest recycler, and is 100% recyclable.

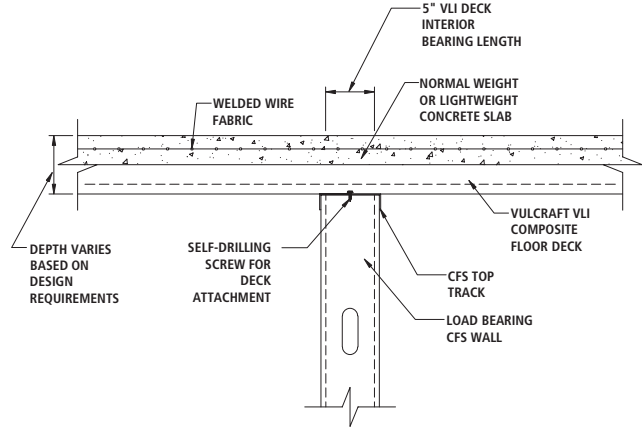


THE COMPOSITE STEEL DECK FLOOR SYSTEM

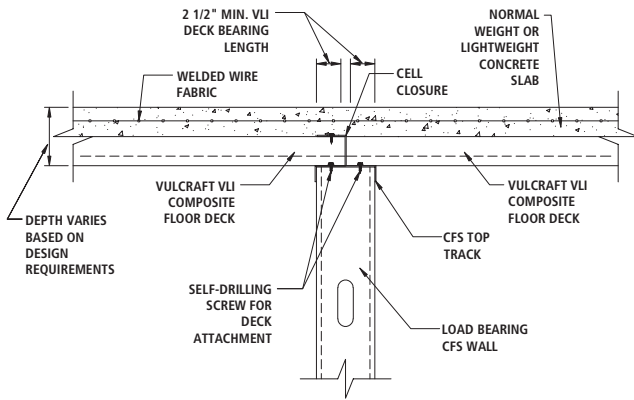
TYPICAL STRUCTURAL FRAMING DETAILS



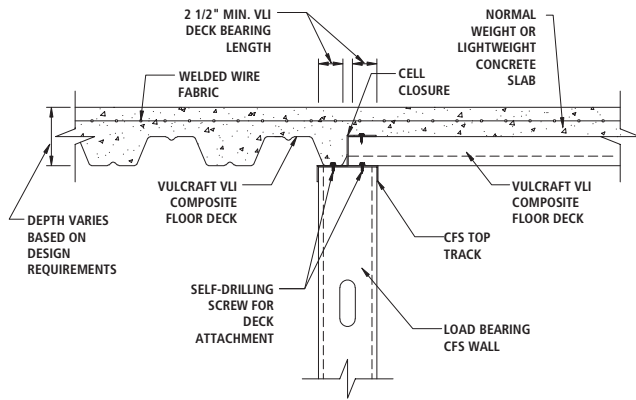
VULCRAFT VLI DECK ON LOAD BEARING CFS WALL END BEARING CONDITION



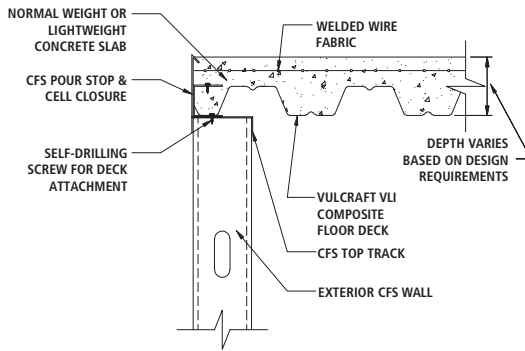
VULCRAFT VLI DECK ON LOAD BEARING INTERMEDIATE CFS WALL CONTINUOUS SPAN CONDITION



VULCRAFT VLI DECK ON LOAD BEARING CFS WALL INTERIOR CONDITION



VULCRAFT VLI DECK ON LOAD BEARING CFS WALL @ CHANGE IN DIRECTION



VULCRAFT VLI DECK ON EXTERIOR CFS WALL END CONDITION

FOR FURTHER INFORMATION ABOUT COMPOSITE STEEL DECK AND OTHER STEEL DECK SYSTEMS PLEASE VISIT WWW.VULCRAFT.COM



525 South Locust, Denton, TX 76201 telephone 940.891.1870 facsimile 940.383.7923 WWW.FASTASBNN.COM

For electronic copies please visit: WWW.FASTASBNN.COM